

90

80

70

60


50


40


30

20

10







10

20

30

40

50


60

70

80

90

100



## Instructions and Symbol Key for Design "RED ROSE"






















---

**Fabric:** 16 count White Aida

**Stitches:** 138 x 191      **Size:** 8.63 x 11.94 inches or 21.91 x 30.32 cm

**Colours:** ANCHOR

Use 2 strands of thread for cross stitch

<u>Sym</u>	<u>No.</u>	<u>Colour Name</u>	<u>Sym</u>	<u>No.</u>	<u>Colour Name</u>
	852	Yellow Beige - lt		20	Garnet
	845	Olive Green - vy dk		844	Khaki Green - lt
	853	Mustard - lt		843	Khaki Green
	19	Xmas Red - vy dk		842	Tan - vy lt
	:33	Melon - med		24	Pink - med
	269	Avocado Green - vy		31	Melon - lt
	dk				
	280	Olive Green - med		213	Blue Green - lt
	35	Melon - dk		46	Xmas Red - bright
	262	Green Grey - med		267	Avocado Green
	214	Pistachio Green - lt		266	Avocado Green - vy lt
	261	Green Grey			

This chart has been designed and printed with our best intentions of being without mistakes. However, the possibility of human error, printing mistakes or the variation of individual stitching does exist, and we regret that we cannot be responsible for this.

Copyright ©Luca S 2021 All rights reserved.